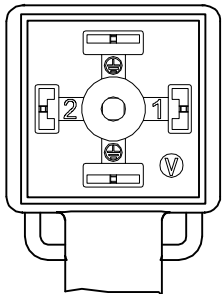
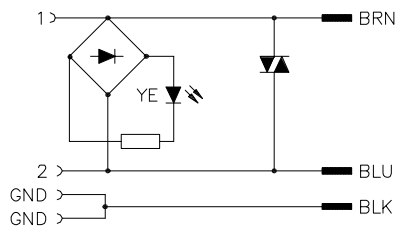


VALVE END VIEW



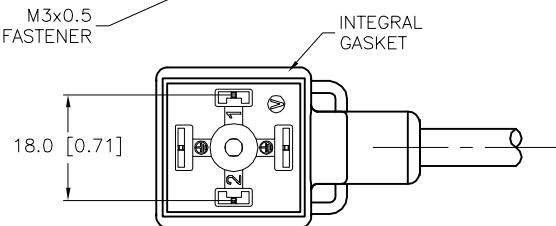
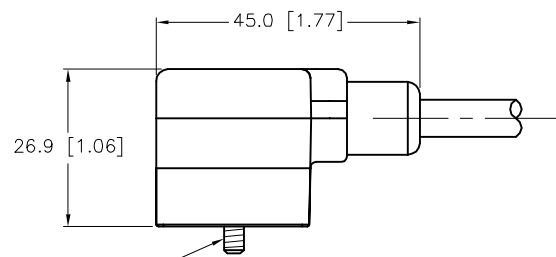
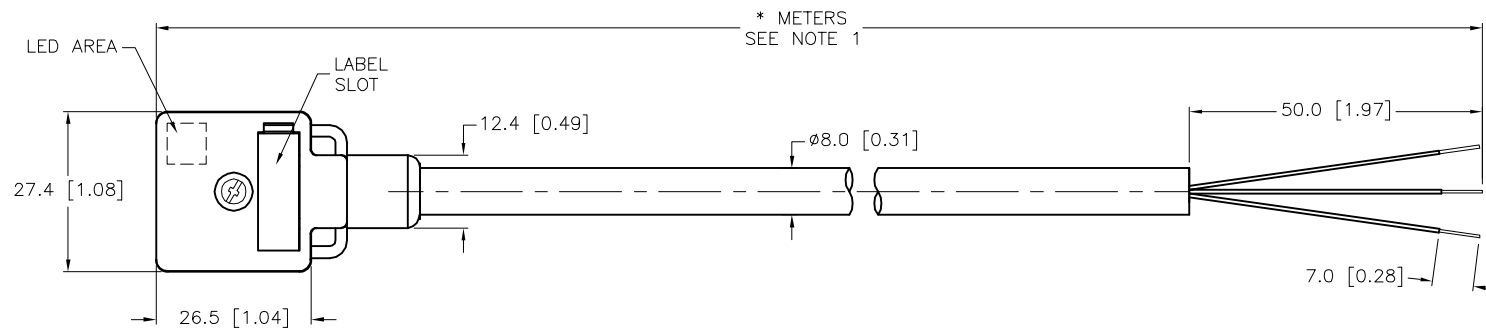
1 = BROWN
2 = BLUE
GND = BLACK

WIRING DIAGRAM



SPECIFICATIONS

CONTACT CARRIER MATERIAL	NYLON
MOLDED HEAD MATERIAL/COLOR	TPU/TRANSLUCENT BLACK
CONTACT MATERIAL/PLATING	BRASS/SILVER
RATED CURRENT [A]	4.0 A
RATED VOLTAGE [V]	24-48 VAC/VDC
OUTER CABLE JACKET MATERIAL/COLOR	CPE/YELLOW
CONDUCTOR INSULATION MATERIAL	EPDM
NUMBER OF CONDUCTORS [AWG]	3x18 AWG
TEMPERATURE RANGE	-40°C to +105°C (-40°F to 221°F)
PROTECTION CLASS	MEETS NEMA 1,3,4,6P AND IEC IP67



* METERS
SEE NOTE 1

CABLE LENGTH	TOLERANCE*
ALL LENGTHS	+ 4% (OR 50mm) OF LENGTH - 0% (OR 0mm) OF LENGTH WHICHEVER IS GREATER
STRIP LENGTH	TOLERANCE*
0-7mm	±0.5mm
8-29mm	±1.0mm
30-49mm	±2.0mm
50-69mm	±3.0mm
70-100mm	±4.0mm
OVER 100mm	±5.0mm

*UNLESS OTHERWISE SPECIFIED

SOURCE DRAWING - FOR REFERENCE ONLY

NOTES:

1. "*" DESIGNATES CABLE LENGTH IN METERS. CONTACT TURCK TO ORDER SPECIFIC LENGTHS.

RELATED DOCUMENTS 1. 2. 3. 4.	3RD ANGLE PROJECTION 	THIS DRAWING IS CONFIDENTIAL AND THE PROPERTY OF TURCK INC. USE OF THIS DOCUMENT WITHOUT WRITTEN PERMISSION IS PROHIBITED.	3000 CAMPUS DRIVE MINNEAPOLIS, MN 55441 1-800-544-7769 (763) 553-7300 (763) 553-0708 fax www.turck.us	
	MATERIAL SEE SPECIFICATIONS	DRFT CK APVD	DATE 05/12/11 SCALE 1=1.3	DESCRIPTION VAS 22-D654-*M
			UNIT OF MEASUREMENT MILLIMETER [INCH]	
	FINISH SEE SPECIFICATIONS	CONTACT TURCK FOR MORE INFORMATION	DO NOT SCALE THIS DRAWING	REV C

C	UPDATED TEMPERATURE RATING	AS	11/04/25	81486
REV	DESCRIPTION	BY	DATE	ECO NO.